


FORM 26AS



Income Tax Department

Central Board of Direct Taxes

In order to promote transparency and simplifying the tax return filing process, CBDT vide Notification dated May 28, 2020 has amended Form 26AS vide Sec 285BB of Income Tax Act, 1961 r.w.r.114-I of Income Tax Rules, 1962 w.e.f. 01.06.2020. The new Form 26AS will provide a complete profile of the taxpayer for a particular year.

The new Form 26AS will provide the following information about the Tax payer:

1. Mobile no., e-mail id, date of birth/incorporation and Aadhaar no.
2. Information relating to tax deducted or collected at source.
3. Information relating to specified financial transaction (Information of property and share transactions etc.)
4. Information relating to payment of taxes
5. Information relating to demand and refund.
6. Information relating to pending proceedings.
7. Information relating to completed proceedings.
8. Information received by Income Tax Department from any other country under the treaty/exchange of information about income or assets of the taxpayer located outside India.
9. Further an enabling provision has been notified empowering the CBDT to authorize DG Systems or any other officer to upload in this form, information received from any other officer, authority under any law. Thus any adverse action initiated or taken or found or order passed under any other law such as custom, GST, Benami Law etc. including information about Turnover, import, export etc. may be made a part of Form 26AS.

Note: Form 26AS can be viewed from assessment year 2009-10 onwards. Form 26AS also shows current status of PAN (active/inactive/deleted).

HOW TO VIEW YOUR FORM 26AS?

Tax Credit Statement (Form 26AS) can be viewed/ accessed in three ways :

I

View Tax Credit from <https://www.incometax.gov.in>

Taxpayers who are registered at the above portal viz <https://incometax.gov.in> can view 26AS by login using username and password. Clicking on 'View Form 26AS (Tax Credit)' in "Income Tax Returns" under e-file option, and then provide the required details like assessment year, view type and then same can be viewed. The facility is available free of cost and registered user may use the link <https://incometax.gov.in> for this purpose.

II

View Tax Credit (Form 26AS) from bank site through net banking facility

The facility is available to a PAN holder having net banking account with any of authorized banks*. View of Tax Credit Statement (Form 26AS) is available only if the PAN is mapped to that particular account. The facility is available free of cost.

*List of Banks registered for providing view of Form 26AS:

- | | |
|-------------------------------|---|
| 1. Axis Bank |  |
| 2. Bank of Baroda |  |
| 3. Bank of India |  |
| 4. Bank of Maharashtra |  |
| 5. Canara Bank |  |
| 6. Citibank N.A. |  |
| 7. City Union Bank Ltd. |  |
| 8. ICICI Bank Ltd. |  |
| 9. IDBI Bank Ltd. |  |
| 10. Indian Overseas Bank |  |
| 11. Indian Bank |  |
| 12. Jammu & Kashmir Bank Ltd. |  |
| 13. Karnataka Bank Ltd. |  |
| 14. Kotak Mahindra Bank Ltd. |  |
| 15. Punjab and Sind Bank |  |
| 16. State Bank of India |  |

17. The Federal Bank Ltd.
18. The Karur Vysya Bank Ltd.
19. The Saraswat Co-operative Bank Ltd.
20. UCO Bank
21. Union Bank of India
22. HDFC Bank Limited
23. Central Bank of India
24. Punjab National Bank
25. IndusInd Bank
26. YES Bank Limited.
27. Equitas Small Finance Bank.



Note: This option does not require any separate registration as the KYC of the taxpayer has already been done by the concerned bank.



View Tax Credit from
<https://www.tdscpc.gov.in>

For Resident Taxpayers:

A resident taxpayer first need to register on TRACES (<https://tdscpc.gov.in>). Then Form 26AS can be viewed by clicking on 'View Tax Credit Statement (Form 26AS)' after login as "Taxpayer" and filing in required details like password and relevant assessment year.

For Non-Resident Taxpayers:

An NRI taxpayer can view tax credit from <https://www.nriservices.tdscpc.gov.in>. NRI taxpayers first need to register at TRACES Portal. A request can be raised to view/download Form 26AS by clicking on 'View Tax Credit Statement (Form 26AS)' after login as "Taxpayer" and filling in required details like password and relevant assessment year.

Form 26AS statement can be downloaded either as PDF/text/excel file or can be viewed as HTML.

All the web links referred here can also be accessed on the national website of Income Tax Department (www.incometaxindia.gov.in), where there is an option to view the tax credit - the user is taken to the e-filing website, internet banking or TRACES website based on the choice of the taxpayers to view his tax credit.

Note: For voluminous records, a request for downloading Form 26AS as text file, needs to be submitted at TRACES by the user.

The transactions under Statement of Financial Transactions (SFT) Code which will get captured in New Form 26AS include -

S. No.	Nature of Transaction	Monetary Threshold of Transaction
1	Cash Payment or issuance of DD or Pay orders or any other Bank instruments	In excess of Rs. 10 Lakh in a F.Y.
2	Purchase of pre-paid instruments in cash	Payment in cash aggregating to 10 Lakh or more
3	Cash deposit/ withdrawal in current account	aggregating to 50 Lakh or more
4	Cash deposit in one or more accounts other than current account and time deposit	aggregating to 10 Lakh or more
5	Time deposit (Other than time deposit made through renewal of another time deposit)	aggregating to 10 Lakh or more
6	Payment for credit card	Made by any person of an amount aggregating to 1 lac or more in cash or 10 Lakh or more by any other mode
7	Purchase of debentures	aggregating to 10 Lakh or more
8	Purchase of shares (including share application money)	aggregating to 10 Lakh or more
9	Buy back of shares	aggregating to 10 Lakh or more
10	Purchase of mutual fund units	aggregating to 10 Lakh or more
11	Purchase of foreign currency	aggregating to 10 Lakh or more

12	Purchase or sale of immovable property	30 Lakh (individual transaction)
13	Cash payment for goods and services	2 Lakh (individual transaction)
14	Cash deposits during specified period (9th Nov to 31 st Dec, 2016)	(a) Rs. 12.5 Lakh or more in one or more current account of a person, or (b) Rs. 2.5 Lakh or more in one or more account other than current account of a person

For any clarification regarding Form 26AS, contact the authorities as mentioned below:

Part of the Form 26AS	Contact for Clarification and Remedy
A, A1 & A2	Deductor
B	Collector
C	Assessing officer/Bank
D	Assessing officer/ITR-CPC
E	Concerned AIR filer
F	NSDL/Concerned Bank Branch
G	Respective TAN Holder




USEFULNESS OF TAX CREDIT STATEMENT (FORM 26AS):

Following information is available in Form 26AS of a taxpayer which is helpful for him in furnishing his ITR and ensuring other tax compliances.

- View of all financial transaction involving TDS/TCS during the relevant Financial Year at one place.
- View of transaction details involving No/Lower deductions.
- View of other taxes paid other than TDS/TCS.
- View of details of refund.
- TDS certificate number available in Part A2 of 26AS can be utilized for verification of TDS certificate i.e. Form 16B.
- View of current status of PAN.
- View of TDS defaults relating to all the TANS associated with the PAN.
- View of details of SFT transactions.
- View of details of turnover as per GSTR-3B

THE REASONS FOR NOT FINDING YOUR TAX-CREDITS IN 26AS CAN BE

1. Tax collected by deductor not deposited in govt account.
2. TDS Return not filed by deductor.
3. Statement of tax deduction not filed with TDS Return.
4. Statement of tax deduction filed with wrong PAN which is not yours.




FOLLOW UP WITH DEDUCTOR TO -


- Ensure that correct PAN has been intimated to the deductor.
- Ensure that the deductor has deposited tax deducted. Regular view of 26AS by the tax payer helps in timely follow up with the deductors.
- Taxpayer can use "View TDS/TCS credit" facility using the link <https://www.tdscpc.gov.in/app/tapn/tdscscredit.xhtml> to know whether the deductor/collector has filed quarterly TDS/TCS statement provided the PAN and the count on records present.

Taxpayer can also raise a grievance at "Taxpayer Grievance Module" on TRACES.



 [incometaxindiaofficial](https://www.facebook.com/incometaxindiaofficial)

 [IncomeTaxIndia](https://twitter.com/IncomeTaxIndia)

 [IncomeTaxIndia.Official](https://www.instagram.com/IncomeTaxIndia.Official)

 [Income Tax India](https://www.youtube.com/IncomeTaxIndia)

DIRECTORATE OF INCOME-TAX

(Public Relations, Publications & Publicity)

6th Floor, Mayur Bhawan, New Delhi

This Brochure should not be construed as an exhaustive statement of the law. For details reference should always be made to the relevant provisions in the Acts and the Rules

www.incometax.gov.in